

# MELBOURN PARISH COUNCIL

---

Parish Clerks: Alex Coxall & Abi Williams  
Melbourn Parish Council  
Melbourn Community Hub  
30 High Street  
Melbourn  
SG8 6DZ

parishclerk@melbournparishcouncil.gov.uk

Telephone: 01763 263303

melbournparishcouncil.gov.uk

Opening hours:

Monday - Friday: 10:00 – 13:00 / 14:00 – 15:00

Please call in advance to arrange an appointment

---

## Melbourn Parish Council (MPC) – Little hands carpark reinstatement.

### GENERAL INFORMATION and Clarifications

1) WAGE RATES - Prevailing national Wage Rates, as required by the National Minimum wages act1998, apply to this project. It is the responsibility of the Contractor to seek any additional information on tradespeople who are not covered by the applicable wage decision, but who may be employed for the proposed work under this contract.

2) INSURANCE - The Contractor shall supply Melbourn Village Parish with a copy of their insurance prior to starting of the project. The insurance shall cover comprehensive general liability, workers compensation, property damage insurance (covering the operation of all motor vehicles) and bodily injury insurance.

3) COMPLETION OF THE PROJECT - Once the project has begun it is understood that all work shall be completed within ten 10 working days, if for some reason this cannot be met a written request and explanation shall be forwarded to the MPC Clerk.

4) PRE-CONSTRUCTION CONFERENCE - A delegate of MPC and a representative for the Contractor shall meet at the site and determine grades, traffic control and any other issues that may arise.

5) SITE ADDRESS - What three words ///socket.headstone.fuzz

6) COMPLIANCE CDM REGS - The proposed works are CDM compliant and do not fall under general works.

7) WELFARE - is not provided and should be costed.

8) DBS - Standard DBS certificates are required.

9) WORK ZONE - Area of works 120 m2 as shown in Fig 1

10) ASBESTOS – No ground survey has been done in the area, MPC will undertake these works and issue the Asbestos reports.

### DESCRIPTION and Scope

The work to be performed under this contract consists of the rehabilitation and reclamation of existing soiled/vegetation area as highlighted in Fig 1. All materials, construction and workmanship shall conform to manufacturers guidelines. Links provided.


- Works area. **120m2**
- Excavate the work area shown in dash line section (fig1) to 250 mm below ground level.
- Reinststate 150 mm of type one MOT. Compressed at 75mmm layers.
- Reinststate 50mm of sharp sand.
- E50 Grid to suit area.
- Lay 20 mm singe into grid system and compress.

chrome-extension://efaidnbmnnnibpcajpcgclefindmkaj/https://ecogrid.co.uk/wp-content/uploads/EcoGrid-Gravel-Fill-Installation-Sheet.pdf

MPC - would like contractors to use E50 for the purpose of costings.

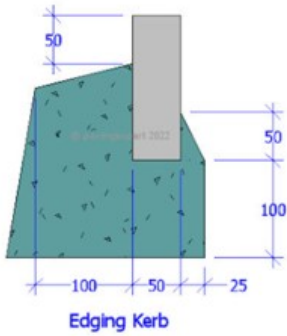
Ecogrid E50 <https://ecogrid.co.uk/products/ecogrid-e50/>

Fig 1




- Path edging 30m
- - - Work area 120m<sup>2</sup>

### Typical cross section



### Typical cross section



- ◀ EcoGrid stone infill (6-30mm sharp angular or slate)
- ◀ EcoGrid screed layer 20-30mm (fine stone or sharp sand)
- ◀ EcoGrid approved membrane  
(Must be thermally bonded with a high permeability factor: EN ISO 11058  
min 1500 puncture resistancy: EN ISO 12236)
- ◀ Drainage stone layer  
(see CBR and plate testing, Type 3 reduced fines, Type 2 low fines,  
or 20mm clean stone, compacted fully)
- ◀ EcoGrid Securagrid (Optional for areas with low CBR)
- ◀ Soil layer (Excavated 1-1.5% falls to a good drainage point)